







FEATURES

Two capacity versions: 2,3 kW - 2,7 kW
 Available in versions: HP (Heat Pump)
 Double class **A**
 Refrigerant gas R410A *
 Installation versatility: top or bottom wall
 Easy installation: Unico can be installed from the inside in a few minutes
 Wireless wall control (Optional)
 Multifunction remote control
 24 hour Timer

FUNCTIONS

-  **Fan only mode**
-  **Dehumidification only mode**
-  **Auto mode:** changes parameters depending on ambient temperature.
-  **Sleep mode:** gradually increases the temperature set and ensures reduced noise for greater wellbeing at night.



+2 KW BACKUP AUXILIARY

Suitable even for the coldest temperatures.



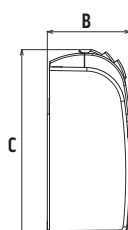
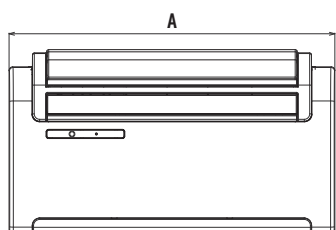
HEAT PUMP

When external ambient temperatures are below 2 ° C, only the fan and the electric heaters are activated for the heating mode. For temperatures over 2 ° C, heating is obtained by means of the heat pump. The management of either mode is completely automatic.



PURE SYSTEM 2

A multi filtering system that combines an electrostatic filter (which eliminates small particles such as smoke, dust, pollen and pet hair, helping to prevent allergic reactions) with an activated carbon filter (which eliminates bad odors and inactivates any harmful gas).



UNICO R				
	A	B	C	Weight kg
mm	902	230	516	40

* Hermetically sealed equipment containing fluorinated gas with GWP equivalent 2088

			UNICO R 10 HP	UNICO R 12 HP
Product code			01495	01496
Nominal cooling capacity (1)	P rated	kW	❄️ 2,3	❄️ 2,7
Cooling power (min/max) (1)		kW	-	-
Nominal heating capacity (1)	P rated	kW	🔥 2,3	🔥 2,5
Heating power (min/max) (1)		kW	-	-
Nominal power consumption for cooling (1)	PEER	kW	0,9	1,0
Power consumption for cooling (min/max) (1)		kW	-	-
Nominal absorption for cooling (1)		A	3,70	4,30
Absorption for cooling (min/max) (1)		A	-	-
Nominal power consumption for heating (1)	PCOP	kW	0,7	0,8
Power consumption for heating (min/max) (1)		kW	-	-
Nominal absorption for heating (1)		A	3,0	3,3
Absorption for heating (min/max) (1)		A	-	-
Nominal energy efficiency index (1)	EERd		2,6	2,6
Nominal efficiency coefficient (1)	COPd		3,1	3,1
Energy efficiency class in cooling (1)			A	A
Energy efficiency class in heating (1)			A	A
Energy consumption in "thermostat off" mode	PTO		14,0	14,0
Energy consumption in "standby" mode (EN 62301)	PSB		0,5	0,5
Energy consumption for double pipe appliances (1) cooling	QDD	kWh/h	0,9	1,0
Energy consumption for double pipe appliances (1) heating	QDD	kWh/h	0,7	0,8
Supply voltage		V-F-Hz	230-1-50	230-1-50
Supply voltage minimum/maximum		V	198 / 264	198 / 264
Maximum power consumption in cooling mode (1)		W	0,9	1,1
Maximum absorption in cooling mode (1)		A	3,9	4,8
Maximum power consumption in heating mode (1)		W	0,9	1,1
Maximum absorption in heating mode (1)		A	3,8	4,7
Maximum power consumption with electric resistance heating		W	2,0	2,0
Maximum absorption with electric resistance heating		A	8,7	8,7
Dehumidification capacity		l/h	0,9	1,1
Air flow rate in cooling environment (max/med/min)		m³/h	490 / 430 / 360	490 / 430 / 360
Air flow rate in heating environment (max/med/min)		m³/h	410 / 350 / 270	490 / 400 / 330
Air flow rate with electric resistance heating environment		m³/h	-490	-490
External air flow rate in cooling (max/min)		m³/h	520 / 350	500 / 340
External air flow rate in heating (max/min)		m³/h	520 / 350	500 / 340
Internal ventilation speed			3	3
External ventilation speed			3	3
Diameter wall holes		mm	162/202	162/202
Electric resistance heating			2000	2000
Maximum range remote control (distance / angle)		m / °	8 / ±80°	8 / ±80°
Dimensions (Larg. x Alt. x Prof.) (without packaging)		mm	902 x 516 x 229	902 x 516 x 229
Dimensions (Larg. x Alt. x Prof.) (with packaging)		mm	980 x 610 x 350	980 x 610 x 350
Weight (without packaging)		Kg	40	40
Weight (with packaging)		Kg	44	44
Internal sound pressure (Min Max) (2)		dB(A)	33-41	33-42
Internal sound power level (EN 12102)	LWA	dB(A)	56	57
Degree of protection provided by covers			IP 20	IP 20
Refrigerant gas*		Type	R410A	R410A
Global warming potential	GWP	kgCO2 eq.	2088	2088
Refrigerant gas charge		kg	0,65	0,55
Maximum operating pressure		MPa	3,6	3,6
Power cable (N° pole x section mm²)			3 x 1,5	3 x 1,5

LIMITS OF OPERATING CONDITIONS

Indoor Ambient Temperature	Maximum temperature in cooling	DB 35°C - WB 24°C
	Minimum temperature in cooling	DB 18°C
	Maximum temperature in heating	DB 27°C
	Minimum temperature in heating	-
Outdoor Ambient Temperature	Maximum temperature in cooling	DB 43°C - WB 32°C
	Minimum temperature in cooling	DB -10°C
	Maximum temperature in heating	DB 24°C - WB 18°C
	Minimum temperature in heating	DB -15°C

(1) TEST CONDITIONS: data refers to regulation EN14511

(2): Data test declaration in semianechoic room at a distance of 2m, minimum sound pressure with ventilation only.

- By maintaining the same center to center distance of inlet and outlet holes and the possibility of installation with 162 mm diameter holes, models in the Unico Smart,

Unico Inverter and Unico Act range may easily substitute previously installed Unico Star and Unico Sky models.

** hermetically sealed equipment containing fluorinated gas with GWP equivalent 2088