

AS-6M120-HC BLACK 355W~380W MONOCRYSTALLINE MODULE

ADVANCED PERFORMANCE & PROVEN ADVANTAGES

- High module conversion efficiency up to 20.83% by using innovative Half-cell design and Multi-busbar(MBB) cell technology.
- Low temperature coefficient and excellent performance under high temperature and low light conditions.
- Robust aluminum frame ensures the modules to withstand wind loads up to 2400Pa and snow loads up to 5400Pa.
- High reliability against extreme environmental conditions (passing salt mist, ammonia and hail tests).
- Potential induced degradation (PID) resistance.
- Aesthetically appealing design with black backsheet and frame.

CERTIFICATIONS

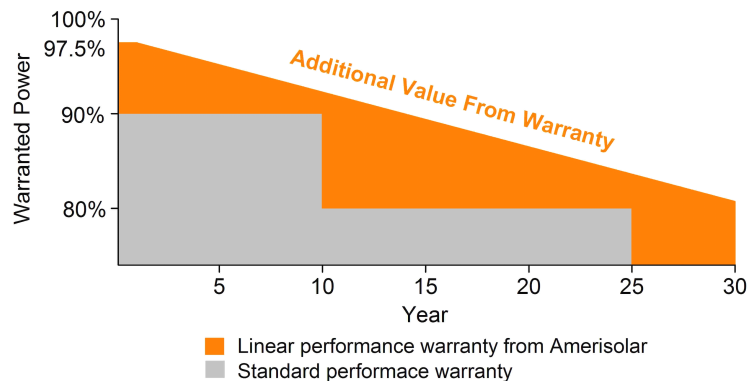


- IEC 61215, IEC 61730, UL 1703, IEC 62716, IEC 61701, IEC TS 62804, CE, CQC
- ISO 9001:2015: Quality management system
- ISO 14001:2015: Environmental management system
- ISO 45001:2018: Occupational health and safety management system

SPECIAL WARRANTY

- 20 years product warranty
- 30 years linear power output warranty

**Passionately
committed to
delivering innovative
energy solution**



ELECTRICAL CHARACTERISTICS AT STC

Maximum Power (P_{max})	355W	360W	365W	370W	375W	380W
Open Circuit Voltage (V_{OC})	41.0V	41.2V	41.4V	41.6V	41.8V	42.0V
Short Circuit Current (I_{SC})	11.09A	11.16A	11.23A	11.30A	11.37A	11.44A
Voltage at Maximum Power (V_{mp})	34.0V	34.2V	34.4V	34.6V	34.8V	35.0V
Current at Maximum Power (I_{mp})	10.45A	10.53A	10.62A	10.70A	10.78A	10.86A
Module Efficiency (%)	19.45	19.73	20.01	20.28	20.55	20.83
Operating Temperature	-40°C to +85°C					
Maximum System Voltage	1000V DC/1500V DC					
Fire Resistance Rating	Type 1(in accordance with UL1703)/Class C(IEC61730)					
Maximum Series Fuse Rating	20A					

STC: Irradiance 1000W/m², Cell temperature 25°C, AM1.5; Tolerance of P_{max}: ±3%; Measurement Tolerance: ±3%

ELECTRICAL CHARACTERISTICS AT NOCT

Maximum Power (P_{max})	263W	267W	271W	275W	279W	283W
Open Circuit Voltage (V_{OC})	37.6V	37.8V	38.0V	38.2V	38.4V	38.6V
Short Circuit Current (I_{SC})	8.97A	9.03A	9.09A	9.15A	9.21A	9.27A
Voltage at Maximum Power (V_{mp})	31.0V	31.2V	31.4V	31.6V	31.8V	32.0V
Current at Maximum Power (I_{mp})	8.49A	8.56A	8.64A	8.71A	8.78A	8.85A

NOCT: Irradiance 800W/m², Ambient temperature 20°C, Wind Speed 1 m/s

MECHANICAL CHARACTERISTICS

Cell type	Monocrystalline PERC 166*83mm
Number of cells	120 (6x20)
Module dimensions	1756x1039x35mm (69.13x40.91x1.38inches)
Weight	20kg (44.1lbs)
Front cover	3.2mm (0.13inches) tempered glass with AR coating
Frame	Anodized aluminum alloy
Junction box	IP68, 3 diodes
Cable	4mm ² (0.006inches ²), Portrait: 300mm (11.81inches); Landscape: 1200mm (47.24inches)
Connector	MC4 or MC4 compatible

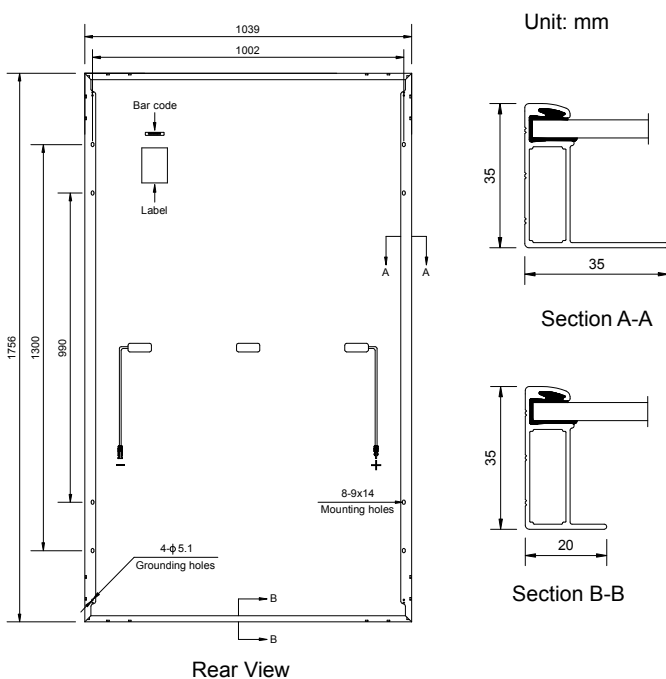
TEMPERATURE CHARACTERISTICS

Nominal Operating Cell Temperature (NOCT)	43°C±2°C
Temperature Coefficients of P_{max}	-0.36%/°C
Temperature Coefficients of V_{OC}	-0.28%/°C
Temperature Coefficients of I_{SC}	0.05%/°C

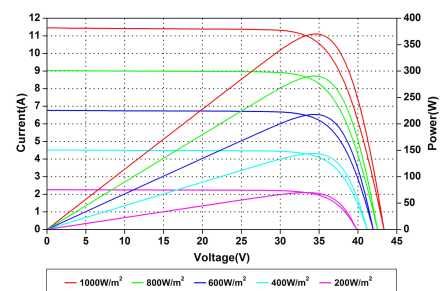
PACKAGING

Standard packaging	31pcs/pallet
Module quantity per 20' container	186pcs
Module quantity per 40' container	806pcs

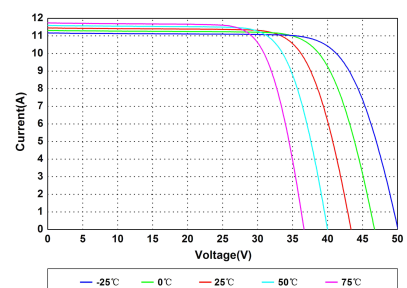
ENGINEERING DRAWINGS



IV CURVES



Current-Voltage and Power-Voltage Curves at Different Irradiances



Current-Voltage Curves at Different Temperatures

Specifications in this datasheet are subject to change without prior notice.