


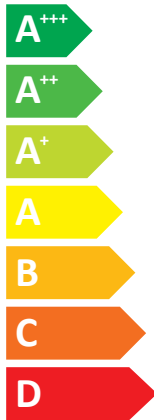


ENERG
енергия · ενεργεια



Model Indoor unit **MSZ-LN60VG2**
Outdoor unit **MUZ-LN60VG2**


SEER



A⁺⁺

kW **6,1**
SEER **7,5**
kWh/annum **285**

SCOP



A⁺⁺⁺

A⁺⁺

kW	3,3	6,0	X
SCOP	5,9	4,6	X
kWh/annum	779	1826	X



65dB



65dB



ENERGIA · ЕНЕРГИЯ · ΕΝΕΡΓΕΙΑ · ENERGIJA · ENERGY · ENERGIE · ENERGI

626/2011

DG79A04RH01



Table with columns for Model, Indoor unit, Outdoor unit, Sound power levels on cooling mode, Refrigerant, Cooling, and Heating (Average / Warmer / Colder season). It lists various MSZ and MUZ models and their specifications.

Table with columns for language (Deutsch, Français, Nederlands, Español, Italiano, Svenska, Polski, Slovensko, Eesti, Malti, Russkij) and corresponding model names in those languages.

Table with columns for language (Deutsch, Français, Nederlands, Español, Italiano, Svenska, Polski, Slovensko, Eesti, Malti, Russkij) and technical specifications (Energieeffizienzklasse, Jahressstromverbrauch, Consommation, etc.) in those languages.

PRODUCT INFORMATION (*1)

ROOM AIR CONDITIONER	INDOOR MODEL OUTDOOR MODEL	MSZ-LN60VG2W / MSZ-LN60VG2V / MSZ-LN60VG2B / MSZ-LN60VG2R MUZ-LN60VG2		
----------------------	-------------------------------	--	--	--

Function (indicate if present)		If function includes heating: Indicate the heating season the information relates to. Indicated values should relate to one heating season at a time. Include						
cooling		Y			Average (mandatory)	Y		
heating		Y			Warmer (if designated)	Y		
					Colder (if designated)	N		

Item	symbol	value	unit	Item	symbol	value	unit
Design load				Seasonal efficiency			
cooling	Pdesignc	6.1	kW	cooling	SEER	7.5	-
heating/Average	Pdesignh	6.0	kW	heating/Average	SCOP/A	4.6	-
heating/Warmer	Pdesignh	3.3	kW	heating/Warmer	SCOP/W	5.9	-
heating/Colder	Pdesignh	x	kW	heating/Colder	SCOP/C	x	-

Declared capacity for cooling, at indoor temperature 27(19)°C and outdoor temperature Tj				Declared energy efficiency ratio, at indoor temperature 27(19) °C and outdoor temperature Tj			
Tj=35°C	Pdc	6.1	kW	Tj=35°C	EERd	3.5	-
Tj=30°C	Pdc	4.5	kW	Tj=30°C	EERd	5.5	-
Tj=25°C	Pdc	2.9	kW	Tj=25°C	EERd	8.7	-
Tj=20°C	Pdc	1.8	kW	Tj=20°C	EERd	13.8	-

Declared capacity for heating/Average season, at indoor temperature 20°C and outdoor temperature Tj				Declared coefficient of performance/Average season, at indoor temperature 20°C and outdoor temperature Tj			
Tj=-7°C	Pdh	5.4	kW	Tj=-7°C	COPd	2.9	-
Tj=2°C	Pdh	3.3	kW	Tj=2°C	COPd	4.6	-
Tj=7°C	Pdh	2.1	kW	Tj=7°C	COPd	6.0	-
Tj=12°C	Pdh	2.0	kW	Tj=12°C	COPd	7.2	-
Tj=bivalent temperature	Pdh	6.0	kW	Tj=bivalent temperature	COPd	2.6	-
Tj=operating limit	Pdh	6.0	kW	Tj=operating limit	COPd	2.2	-

Declared capacity for heating/Warmer season, at indoor temperature 20°C and outdoor temperature Tj				Declared coefficient of performance/Warmer season, at indoor temperature 20°C and outdoor temperature Tj			
Tj=2°C	Pdh	3.3	kW	Tj=2°C	COPd	4.6	-
Tj=7°C	Pdh	2.1	kW	Tj=7°C	COPd	6.0	-
Tj=12°C	Pdh	2.0	kW	Tj=12°C	COPd	7.2	-
Tj=bivalent temperature	Pdh	3.3	kW	Tj=bivalent temperature	COPd	4.6	-
Tj=operating limit	Pdh	6.0	kW	Tj=operating limit	COPd	2.2	-

Declared capacity for heating/Colder season, at indoor temperature 20°C and outdoor temperature Tj				Declared coefficient of performance/Colder season, at indoor temperature 20°C and outdoor temperature Tj			
Tj=-7°C	Pdh	x	kW	Tj=-7°C	COPd	x	-
Tj=2°C	Pdh	x	kW	Tj=2°C	COPd	x	-
Tj=7°C	Pdh	x	kW	Tj=7°C	COPd	x	-
Tj=12°C	Pdh	x	kW	Tj=12°C	COPd	x	-
Tj=bivalent temperature	Pdh	x	kW	Tj=bivalent temperature	COPd	x	-
Tj=operating limit	Pdh	x	kW	Tj=operating limit	COPd	x	-
Tj=-15°C	Pdh	x	kW	Tj=-15°C	COPd	x	-

Bivalent temperature				Operating limit temperature			
heating/Average	Tbiv	-10	°C	heating/Average	Tol	-15	°C
heating/Warmer	Tbiv	2	°C	heating/Warmer	Tol	-15	°C
heating/Colder	Tbiv	x	°C	heating/Colder	Tol	x	°C

Cycling interval capacity				Cycling interval efficiency			
for cooling	Pcycc	x	kW	for cooling	EERcyc	x	-
for heating	Pcyh	x	kW	for heating	COPcyc	x	-
Degradation co-efficient cooling	Cdc	0.25	-	Degradation co-efficient heating	Cdh	0.25	-

Electric power input in power modes other than 'active mode'				Annual electricity consumption			
off mode	P _{OFF}	1	W	cooling	Q _{CE}	285	kWh/a
standby mode	P _{SB}	1	W	heating/Average	Q _{HE}	1816	kWh/a
thermostat - off mode	P _{TO}	9	W	heating/Warmer	Q _{HE}	780	kWh/a
crankcase heater mode	P _{CK}	0	W	heating/Colder	Q _{HE}	x	kWh/a

Capacity control (indicate one of three options)				Other items			
fixed		N		Sound power level (indoor/outdoor)	L _{WA}	65/65	dB(A)
staged		N		Global warming potential	GWP (*2)	675	kgCO ₂ eq.
variable		Y		Rated air flow (indoor/outdoor)	-	960/2958	m ³ /h

Contact details for obtaining more information	MITSUBISHI ELECTRIC CORPORATION SHIZUOKA WORKS 3-18-1, Oshika, Suruga-ku, Shizuoka 422-8528, Japan E-mail: melshierp@MitsubishiElectric.co.jp						
--	---	--	--	--	--	--	--

(*1) This information is based on the "product information requirement" in COMMISSION REGULATION (EU) No. 206/2012.

(*2) This GWP value is based on Regulation (EU) No. 517/2014 from IPCC 4th Assessment Report. For Regulation (EU) No. 626/2011, which cites the IPCC Third Assessment Report, Climate Change 2001, the GWP is 550.

TECHNICAL DOCUMENTATION (1)

ROOM AIR CONDITIONER	INDOOR MODEL	MSZ-LN60VG2W / MSZ-LN60VG2V / MSZ-LN60VG2B / MSZ-LN60VG2R	307H*890W*233D (mm)
	OUTDOOR MODEL	MUZ-LN60VG2	880H*840W*330D (mm)

Function		
cooling		Y
heating		Y

The heating season		
Average (mandatory)		Y
Warmer (if designated)		Y
Colder (if designated)		N

Capacity control		
fixed		N
staged		N
variable		Y

Item	symbol	value	unit
------	--------	-------	------

Seasonal efficiency (2)			
cooling	SEER	7.5	-
heating/Average	SCOP/A	4.6	-
heating/Warmer	SCOP/W	5.9	-
heating/Colder	SCOP/C	x	-

Energy efficiency class			
cooling	SEER	A++	-
heating/Average	SCOP/A	A++	-
heating/Warmer	SCOP/W	A+++	-
heating/Colder	SCOP/C	x	-

Other items			
Sound power level (indoor/outdoor)	L _{WA}	65/65	dB (A)
Refrigerant	-	R32	-
Global warming potential	GWP (3)	675	kgCO ₂ eq.

identification and signature of the person empowered to bind the supplier	
	Tadashi Saito Department Manager, Quality Assurance Department MITSUBISHI ELECTRIC CONSUMER PRODUCTS (THAILAND) CO., LTD

(1) This information is based on COMMISSION DELEGATED REGULATION (EU) No. 626/2011.

(2) SEER/SCOP values are measured based on EN 14825:2016: Testing and rating at part load conditions and calculation of seasonal performance.

(3) This GWP value is based on Regulation (EU) No. 517/2014 from IPCC 4th Assessment Report.

For Regulation (EU) No. 626/2011, which cites the IPCC Third Assessment Report, Climate Change 2001, the GWP is 550.